



# EkkoLink CM

## Data Aggregation



-  **Part of the EkkoSense Critical Things® family of monitoring technology, EkkoLink CM operates as a data aggregator – receiving data from EkkoHub wireless data receivers and securely forwarding it over a wired or cellular Internet connection to EkkoSoft® Critical software in the cloud**
-  **Designed for wall-mounting rather than rack-mounting, EkkoLink CM integrates with SNMP, Modbus, and BACnet to retrieve data from other on-site third-party devices and networks before forwarding it to EkkoSoft Critical.**

### Ensuring flexible, safe and secure data continuity with EkkoLink CM

In the event of a temporary loss of external connectivity, EkkoLink CM buffers site data and automatically transfers it to EkkoSoft Critical software when the connection is restored. EkkoLink CM can also make EkkoSense measurement data available to other applications via an oBIX API.

### Connectivity

EkkoLink CM connects to EkkoSoft through AWS IoT Core. This is a secure connection using TLS version 1.2 to encrypt all communication with an X.509 client certificate used for authentication.

EkkoLink CM features three LAN ports. One is dedicated to the external internet connection, one to the on-site EkkoSense network (for EkkoHubs), and one that can be configured for local data integration. Network configuration and security rules are applied separately for each network to provide robust segregation. EkkoLink CM also has an RS485 port configured for Modbus communication to connect directly to local devices such as power meters to retrieve data for forwarding to EkkoSoft Critical.

### Security


EkkoLink CM's operating system has been hardened using Lynix, and is configured for unattended upgrades. In-house C++ applications are developed using CPPdepend, CPPcheck, and CPPlint to ensure best practices. The web interface is written in PHP, and code quality and licensing is continually assessed using SonarCloud and Snyk respectively. Penetration testing is also carried out bi-annually on EkkoLink and EkkoHub devices by a CREST-approved cyber security consultancy.

### EkkoLink CM features...



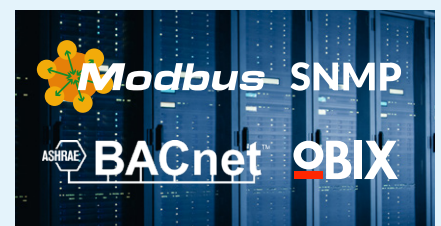
#### Secure connection using AWS

EkkoLink CM provides a secure connection to EkkoSoft Critical in the EkkoSense Cloud through AWS IoT Core.



#### Real-time pre-processing

EkkoLink CM gathers and processes real-time data collected from EkkoSensors via EkkoHubs and (optionally) other field devices. This pre-processed data is then available for viewing in the EkkoSense web application, accessible via the cloud only.



#### Comprehensive integration

Integration with a wide range of existing 3rd party systems for complete data center coverage.

Images show actual software footage



# EkkoLink CM



## Inbound and Outbound Integration

EkkoLink CM is the principal aggregation device that collates information from a variety of sources on site, and also provides a secure connection to EkkoSoft Critical in the cloud.

### Inbound/Outbound integration options include:

#### Outbound Integration:

- **oBIX and BACnet** – To ensure interconnectivity on site, EkkoLink presents all raw data from the Critical Things wireless sensors using the oBIX or BACnet protocols (available during 2025) for existing 3rd party systems to integrate to, which is available with a minimum 1-year EkkoSoft license
- **SNMPtraps** – when alerts are configured centrally via the EkkoSoft platform, SNMPtraps can be alerted on EkkoLink CM so that on-site SNMPtrap receivers immediately detect alarm conditions from EkkoSense sensors with zero latency

#### Inbound Integration:

- **Modbus/RTU** – Integration over RS485 on a dedicated serial port for connectivity to both existing and new Modbus equipment that has not previously been connected into client networks. Up to 30 devices on each serial network can be supported
- **Modbus/TCP** – EkkoLink CM is able to collect Modbus data over TCP via both eth1 (the dedicated EkkoSense network) and eth2 (the client network). The protocol is commonly used for direct power monitoring and systems integration

- **Modbus/TCP Gateway** – Installing a Modbus Gateway lets EkkoLink CM connect to multiple devices that have already been connected via serial/485 cable. Deploying a dual port gateway lets EkkoLink CM integrate with existing Modbus/RTU networks and enables shared access to devices
- **SNMP** – primarily used for UPS and In-Row PDU monitoring, EkkoLink CM connects to any SNMP device using v1, v2c or v3 authentication to enable full EkkoSoft capacity management functionality
- **BACnet** – EkkoLink CM enables communication with BACnet devices connected to eth 1 (EkkoSense network) and eth2 (Client Network) – enabling a key data communication protocol for Building Automation and Control Networks, BMS Integration and modern cooling systems
- **Tridium (Niagara)** – with integration via a dedicated controller such as the JACE-8000, EkkoLink CM lets EkkoSoft collect data from the 1m+ Tridium systems utilizing the Niagara framework installed worldwide
- **Trend** – Modbus/TCP connectivity within EkkoLink CM also enables EkkoSoft to integrate with Trend Controls – providing the main controller has been installed with the appropriate license for Modbus/TCP translation, and the relevant data mapping has been carried out

## Technical specifications

EkkoLink CM is implemented as an appliance running Debian 11. The core hardware is a 1.4U (62mm) fan-less appliance. This is supplied housed in a low-profile wall-mount cabinet along with other infrastructure such as a PoE switch for the EkkoHubs, and a PoE injector for a modem.

### Hardware specification

Processor: Intel® Elkhart Lake SoC Processor, Quad Core, 2M Cache, 1.6GHz (2.0GHz), 12W  
Memory: 1x SO-DIMM 8GB DDR4-3200MHz

### BIOS

Insyde SPI 64bit

### Storage

64GB NVMe  
Data storage backup configurable – default 24 hours

### Operating System

Debian 11

### Communication Protocols

Inbound – Modbus/RTU, Modbus/TCP, SNMP, BACnet  
Outbound – oBIX

### I/O

1 x Power button, 1 x Reset button,  
1 x Power LED  
4 x RJ45 ethernet ports (Intel® i225V 2.5GbE)  
1 x RS485 serial port  
USB ports are disabled

### Mechanical

Housed in mild steel wall mount cabinet.  
Colour: RAL 7032 Pebble Grey  
Dimensions (mm): 400 (W) x 400 (D) x 200 (H)  
Weight: 14kg

### Environment

Operating Temperature: 0°C to 30°C  
Operating Humidity: 20 to 60% RH  
Storage Temperature: -20°C to 70°C  
Storage Humidity: 20 to 60% RH

### Power Input

Single IEC 60320 C13 cable mount socket is required to supply power to all devices. Power required is 100-240 VAC, 1.5A maximum, 50-60Hz

### Data Transfer

Typical transfer rate: <25kB per datapoint per day at 10/100 Mbps  
(~1GB per month for 1,500 datapoints)

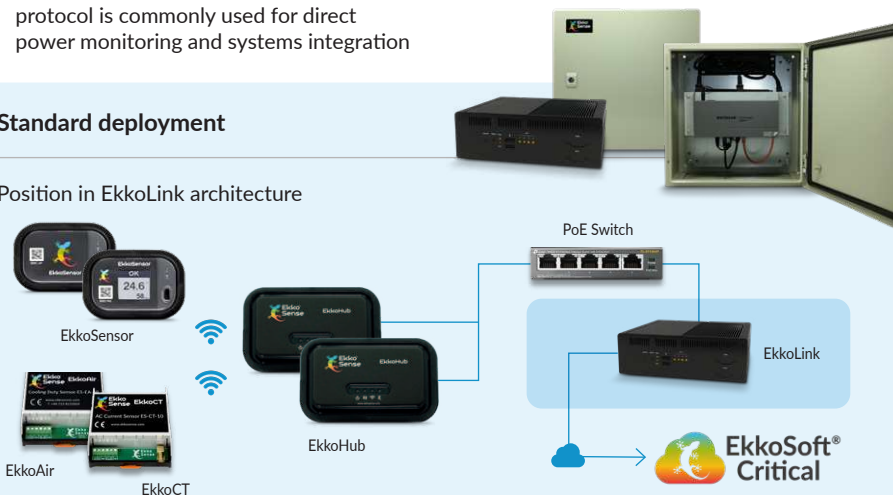
### Regulatory approval

EkkoLink is CE marked and conforms to the following standards:

- **EMC Directive 2014/30/EU**  
EN 55032:2015+A11:2020  
EN 55035:2017+A11:2020  
EN IEC61000-3-2:2019  
EN 61000-3-3:2013+A1:2019
- **Low Voltage Directive (LVD) 2014/35/EU**  
EN 62368-1:2014+A11:2017
- **RoHS Directive 2011/65/EU**

## Standard deployment

### Position in EkkoLink architecture



Secure 128-bit AES encryption



EkkoLink Mini mode for Edge support



Integration with existing 3rd party systems



Comprehensive integration capabilities for complete data center coverage

## Bring the power of EkkoSense AI to your critical facilities

www.ekkosense.com | info@ekkosense.com | UK Headquarters: +44 (0) 115 678 1234  
North America: 1-833-921-3335 | Germany: +49 89262025276 | Australia: +61 2 8358 0031

Book a demo

